

MEDHAVI Software Installation/Upgrade/Error Guide

Step 1 and 2:

Go to the link: <https://www.medhavionline.org/downloads/publish.htm> and check for the **minimum required configuration** to install the software.

HRD Mission
Medhavi Scholarship Online Test

Name: Medhavi Scholarship Online Test

Version: 1.0.0.12

Mock Test Date: 3rd-Jan to 31st-Jan

Scholarship Exam Date: 3rd-Feb, Software version will be 1.0.0.14 and update will be available before the exam only

Publisher: HRD Mission


The following minimum prerequisites are required:

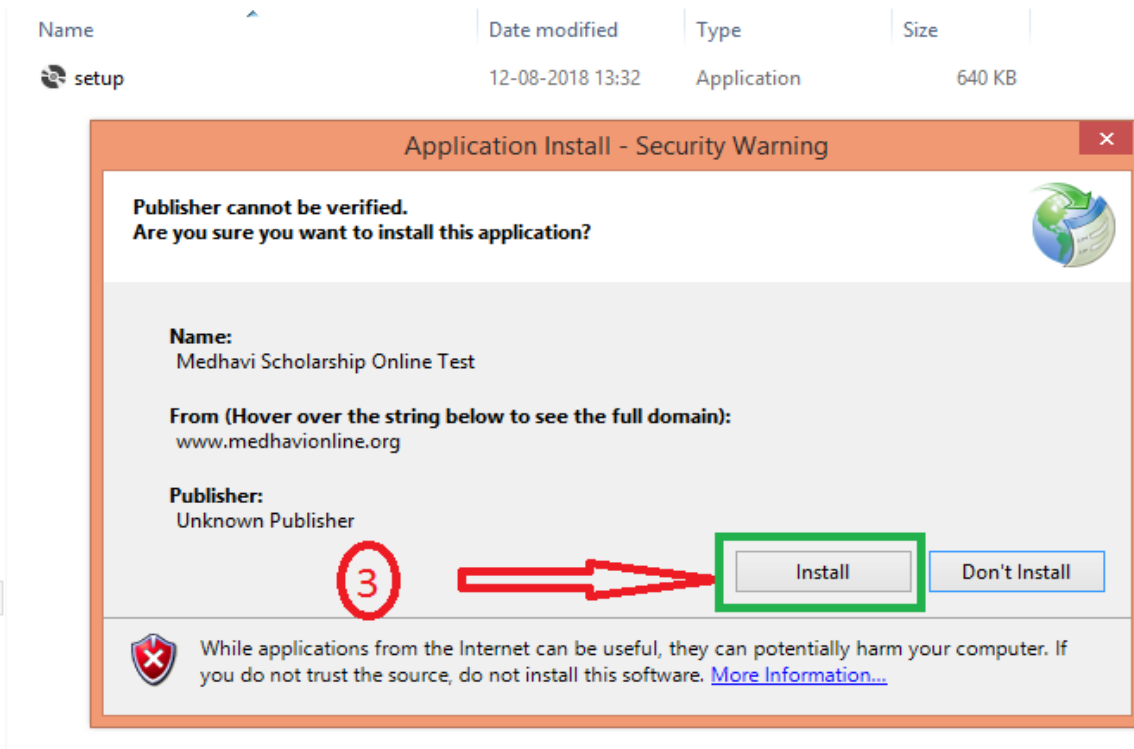
- Windows Installer 4.5
- .NET Framework 3.5 SP1
- Operating System: Windows 7 and above
- Good Internet Connection

If these components are already installed, you can [launch](#) the application now. Otherwise, click the button below to install the prerequisites and run the application.

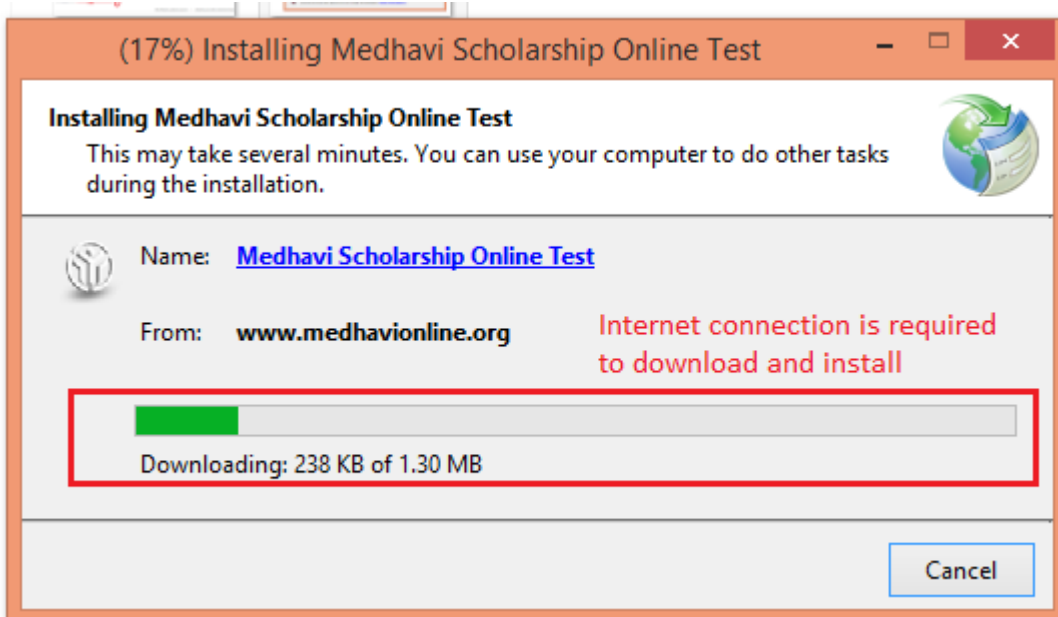
Install

Step 3: A setup file will be downloaded to your browser's download folder for installation. Once you double click on this file it will ask you to install the software as below:

Name	Date modified	Type	Size
 setup	12-08-2018 13:32	Application	640 KB



Step 4: Once you click on Install button, it will start downloading and installation on your machine and redirect you to login page of the online exam after complete. You must have the internet connection while installing software till exam ends.



Step 5: You will have the “**Medhavi Scholarship Online Test icon**” on your desktop to start the application as below:



All the security features are already embedded with the software.

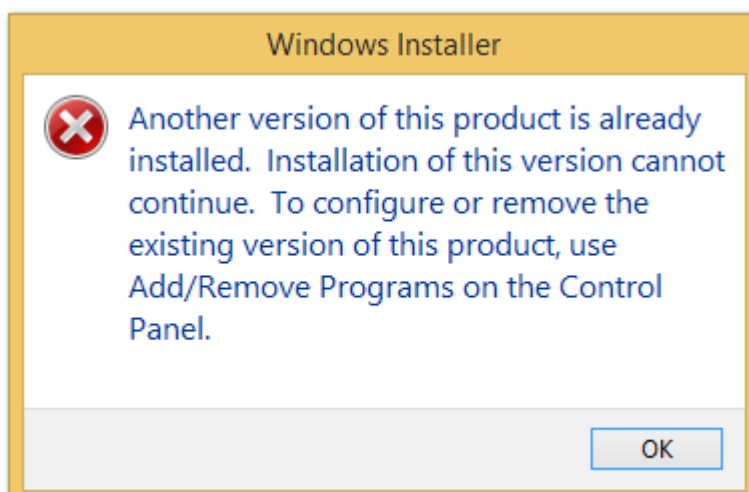
Don't:

- **You should never try to switch the window while giving the exam else you will be marked as disqualified.**

Errors while installing the software:

Error 1: It seems you have already installed the previous version of that software. To install new version of it you need to **uninstall the previous version from control panel** and install the new exe/msi file.

How to uninstall the software: <https://support.microsoft.com/en-in/help/2601726>



Error 2: If it shows a popup about the security risk then please click on **“RUN ANYWAY”** button while installing or sometime your antivirus may cause some issue so you can uninstall antivirus from your PC and install Medhavi software again.

If you are still facing any issue kindly reach out to us on:

hekpdesk@medhavionline.org along with the error snapshot and your query.